

Audi A3

Current Flow Diagram

No. 151 / 1

Edition 10.2005

Electric seat adjustment with lumbar support adjustment and seat heating

from model year 2006

Notes:

For information concerning

- ◆ Position of relays and fuses
- ◆ Multi-pin connections
- ◆ Control units and relays
- ◆ Earth connections

→ List of Fitting Locations!

For information concerning

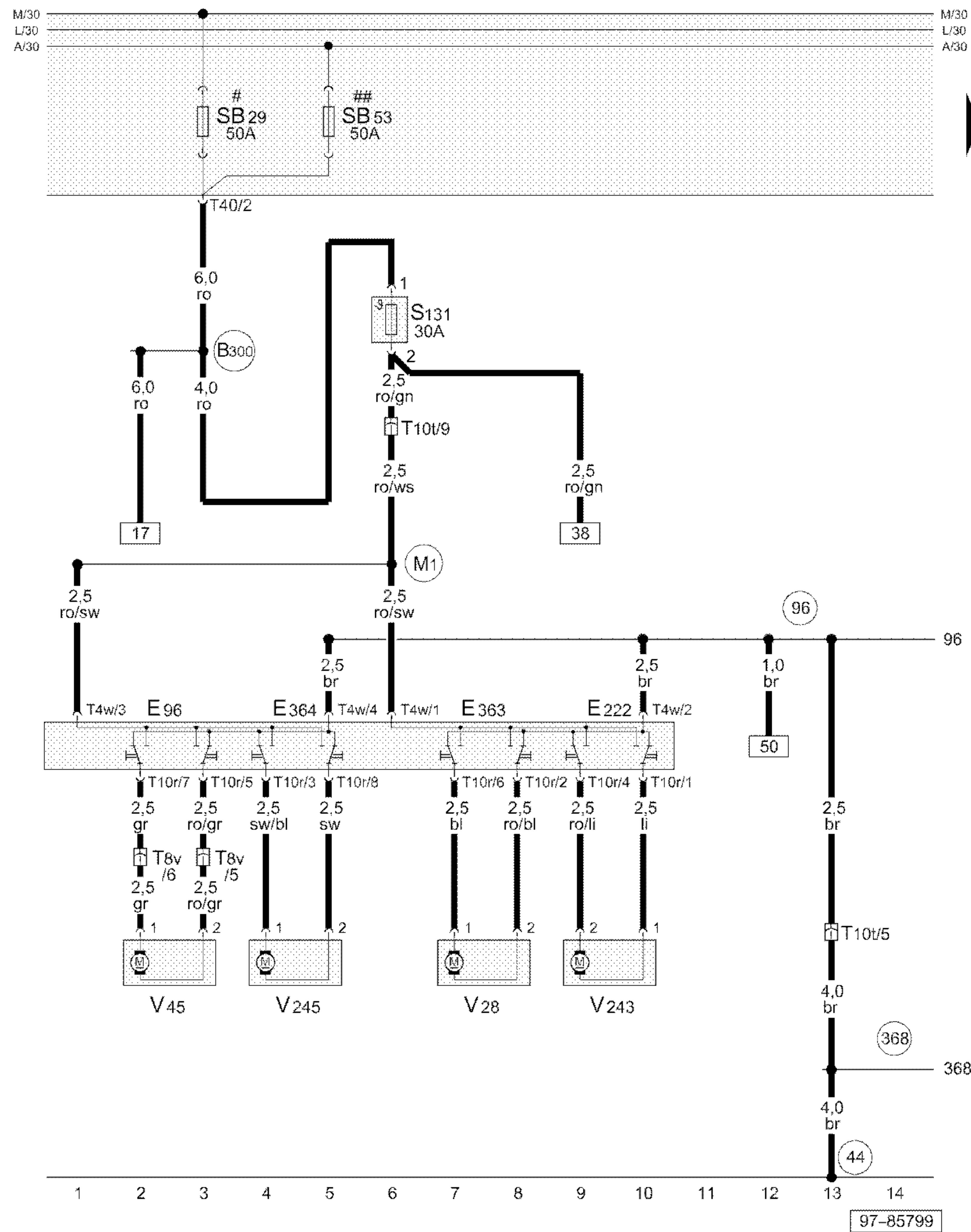
- ◆ Fault Finding Programs

→ guided fault finding

Audi A3

Current Flow Diagram

No. 151 / 2



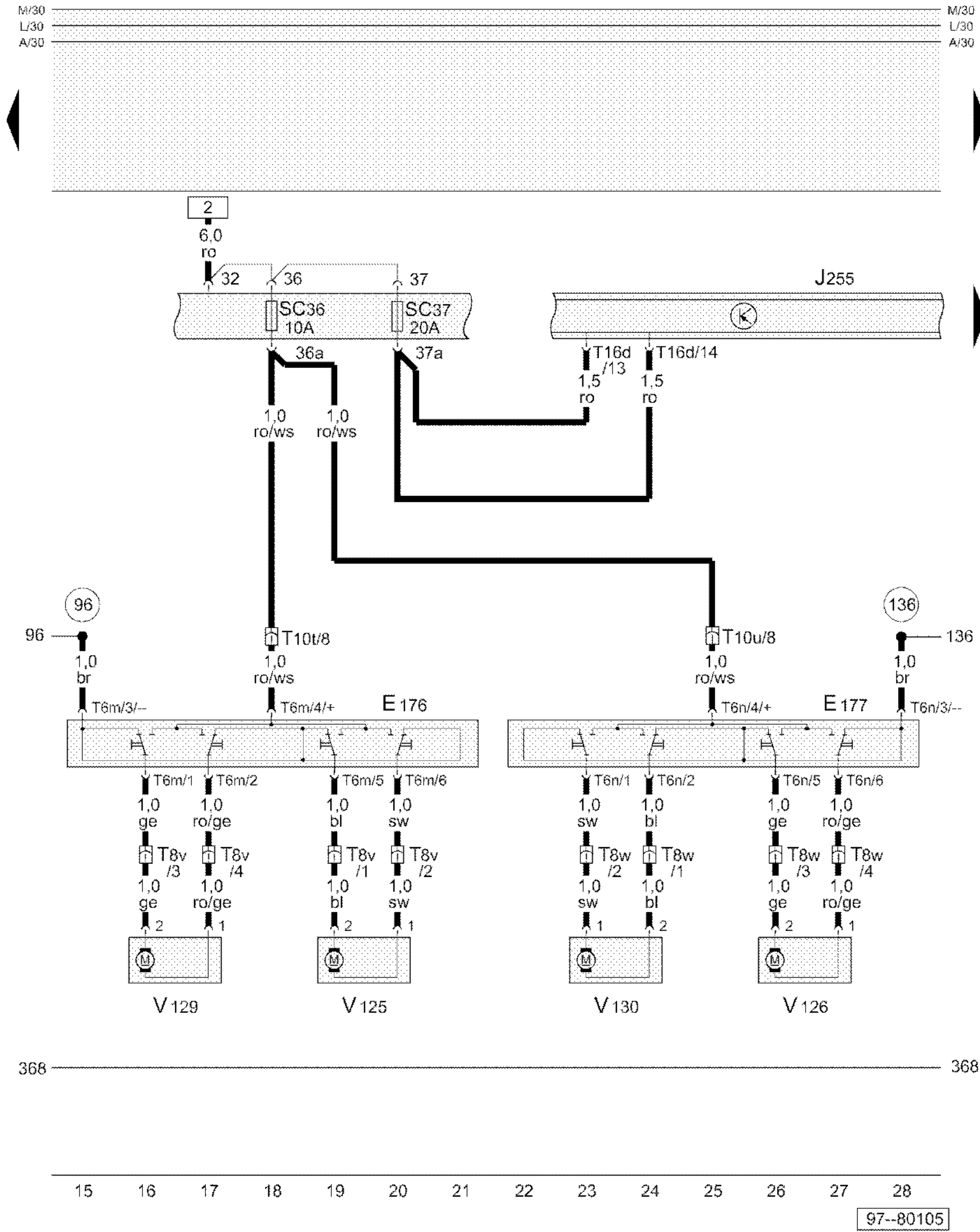
Seat adjustment driver seat

- E96 - Driver seat backrest adjustment switch
- E222 - Driver seat rake adjustment switch
- E363 - Driver seat longitudinal adjustment switch
- E364 - Driver seat height adjustment switch
- S131 - Fuse 1
- SB29 - Fuse 29 on fuse holder B
- SB53 - Fuse 53 on fuse holder B
- T4w - 4-pin connector, black
- T8v - 8-pin connector, black, on driver seat, seat backrest
- T10r - 10-pin connector, black
- T10t - 10-pin connector, black, under driver seat
- T40 - 40-pin connector, black, on electronics box in engine compartment (connector J)
- V28 - Driver seat longitudinal adjustment motor
- V45 - Driver seat backrest adjustment motor
- V243 - Driver seat rake adjustment motor
- V245 - Driver seat height adjustment motor
- 44 - Earth point, lower part of left A-pillar
- 96 - Earth connection 1, in seat heating wiring harness
- 368 - Earth connection 3, in main wiring harness
- B300 - Positive connection 4 (30), in main wiring harness
- M1 - Positive connection 1 (30), in seat adjustment wiring harness
- # - for models with electronics box low only, L Fitting locations
- ## - for models with electronics box high only, L Fitting locations

Audi A3

Current Flow Diagram

No. 151 / 3



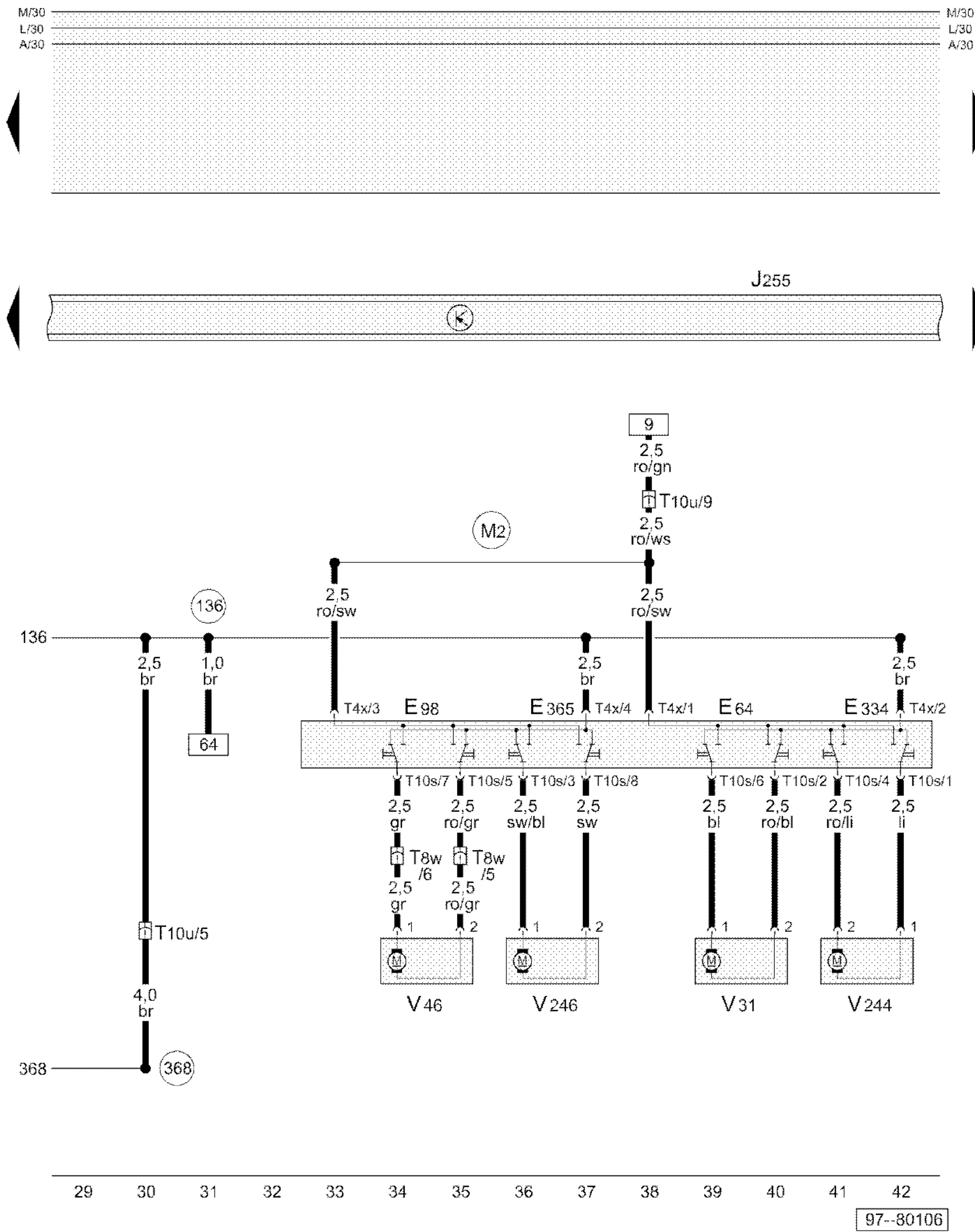
Seat lumbar support adjustment

- E176 - Driver seat lumbar support adjustment switch
- E177 - Front passenger seat lumbar support adjustment switch
- J255 - Climatronic control unit
- SC36 - Fuse 36 on fuse holder C
- SC37 - Fuse 37 on fuse holder C
- T6m - 6-pin connector, black, on lumbar support adjustment switch, driver seat
- T6n - 6-pin connector, black, lumbar support adjustment switch, front passenger seat
- T8v - 8-pin connector, black, on driver seat, seat backrest
- T8w - 8-pin connector, black, on front passenger seat, seat backrest
- T10t - 10-pin connector, black, under driver seat
- T10u - 10-pin connector, black, under front passenger seat
- T16d - 16-pin connector, black (connector D)
- V125 - Driver seat lumbar support longitudinal adjustment motor
- V126 - Front passenger seat lumbar support longitudinal adjustment motor
- V129 - Driver seat lumbar support height adjustment motor
- V130 - Front passenger seat lumbar support height adjustment motor
- 96 - Earth connection 1, in seat heating wiring harness
- 136 - Earth connection 2, in seat heating wiring harness

Audi A3

Current Flow Diagram

No. 151 / 4



Seat adjustment front passenger seat

- E64 - Front passenger seat longitudinal adjustment switch
- E98 - Front passenger seat backrest adjustment switch
- E334 - Front passenger seat rake adjustment button
- E365 - Front passenger seat height adjustment switch
- J255 - Climatronic control unit
- T4x - 4-pin connector, black
- T8w - 8-pin connector, black, on front passenger seat, seat backrest
- T10s - 10-pin connector, black
- T10u - 10-pin connector, black, under front passenger seat
- V31 - Front passenger seat longitudinal adjustment motor
- V46 - Front passenger seat backrest adjustment motor
- V244 - Front passenger seat rake adjustment motor
- V246 - Front passenger seat height adjustment motor
- 136 - Earth connection 2, in seat heating wiring harness
- 368 - Earth connection 3, in main wiring harness
- M2 - Positive connection 2 (30), in seat adjustment wiring harness

Current Flow Diagram

No. 151 / 5



G344 - Front left seat temperature sender

J255 - Climatronic control unit

T4p - 4-pin connector, black, on heated driver seat

T8v - 8-pin connector, black, on driver seat, seat backrest

T10t - 10-pin connector, black, under driver seat

T16d - 16-pin connector, black (connector D)

T16e - 16-pin connector, brown (connector C)

Z6 - Heated driver seat cushion

Z7 - Heated driver seat backrest

Z31 - Driver seat cushion lateral support heater

Z40 - Driver seat lateral support heater 2

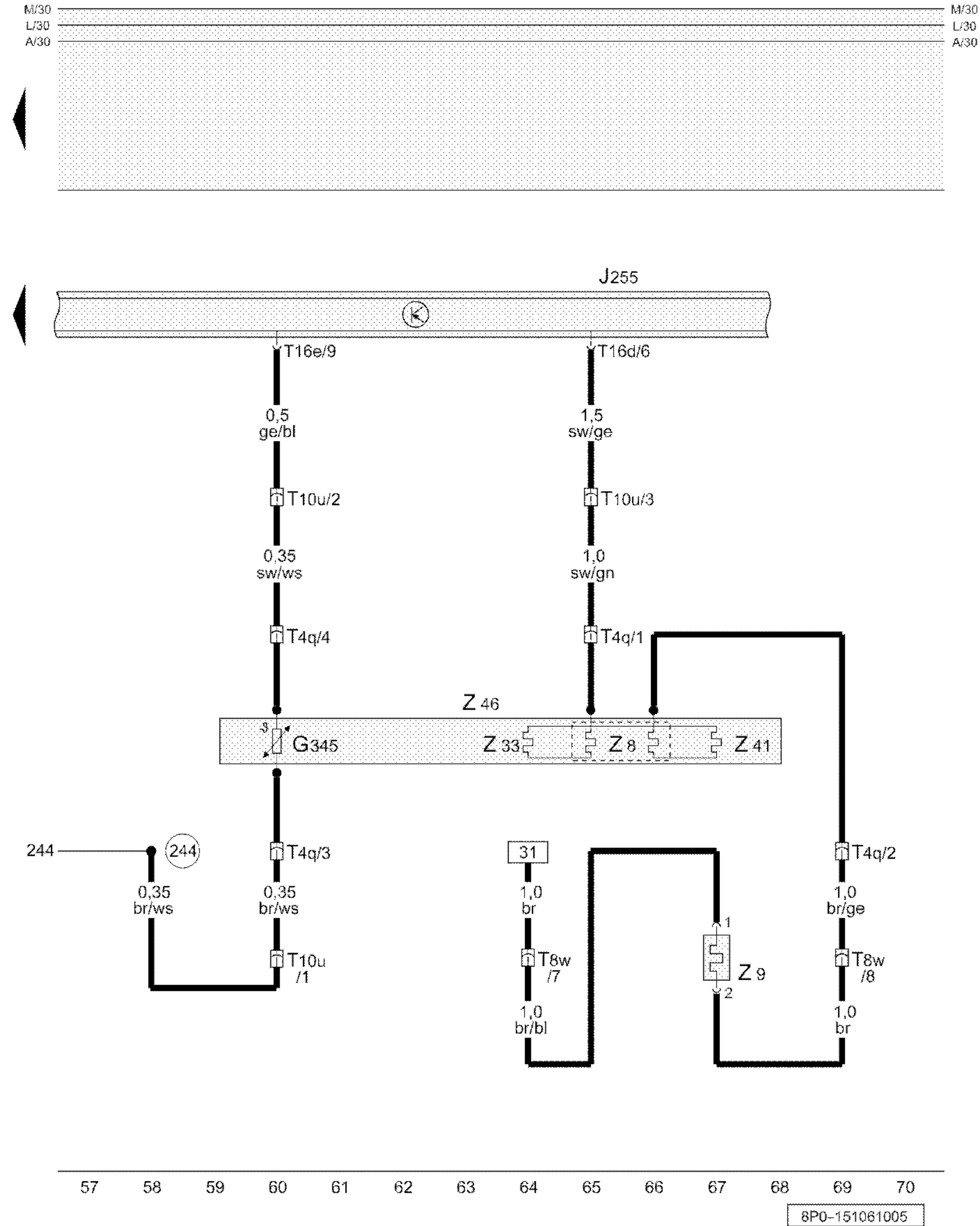
Z45 - Front left seat heating

244 - Earth connection (sender earth), in Climatronic wiring harness

Audi A3

Current Flow Diagram

No. 151 / 6



- Seat heating front passenger seat**
- G345 - Front right seat temperature sender
 - J255 - Climatronic control unit
 - T4q - 4-pin connector, black, on heated front passenger seat
 - T8w - 8-pin connector, black, on front passenger seat, seat backrest
 - T10u - 10-pin connector, black, under front passenger seat
 - T16d - 16-pin connector, black (connector D)
 - T16e - 16-pin connector, brown (connector C)
 - Z8 - Heated front passenger seat cushion
 - Z9 - Heated front passenger seat backrest
 - Z33 - Front passenger seat lateral support heater
 - Z41 - Front passenger seat lateral support heater 2
 - Z46 - Front right seat heating
 - 244 - Earth connection (sender earth), in Climatronic wiring harness